


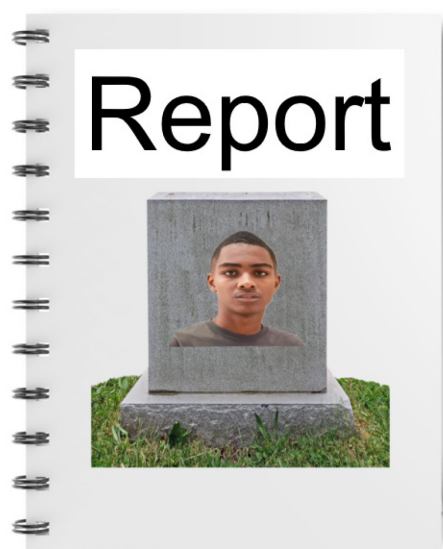


Public Health
England

Protecting and improving the nation's health




Coronavirus
(COVID-19)



A report about people
with learning disabilities
who have died with
COVID-19



Easy read version




COVID-19 is a new illness. Lots of people call it coronavirus. It can affect your lungs and your breathing



Symptoms of coronavirus are:

- a high temperature
- a new cough where you keep on coughing. This means coughing a lot for more than an hour or three or more episodes of coughing in a day
- Losing or there being a change to your sense of smell or taste



Some people get very ill with COVID-19. Some die.

This report is about people with learning disabilities who have died from COVID-19.

Where did the report get its information?



The report used information from the National Learning Disabilities Mortality Review.

This is sometimes called LeDeR.



It also used information about people who have died with COVID-19 in hospitals.



It also used information about people who have died with COVID-19 in care homes or who use social care services.


How many people with learning disabilities died?



The first time people with learning disabilities died with COVID-19 was in February or March this year.



By 5 June probably almost a thousand people with learning disabilities had died with COVID-19.



This picture shows the number of gravestones. They are almost too small to see.



Most people with learning disabilities who died with COVID-19, died in hospitals.

But people with learning disabilities who died of other things at this time were less likely than usual to die in hospital.

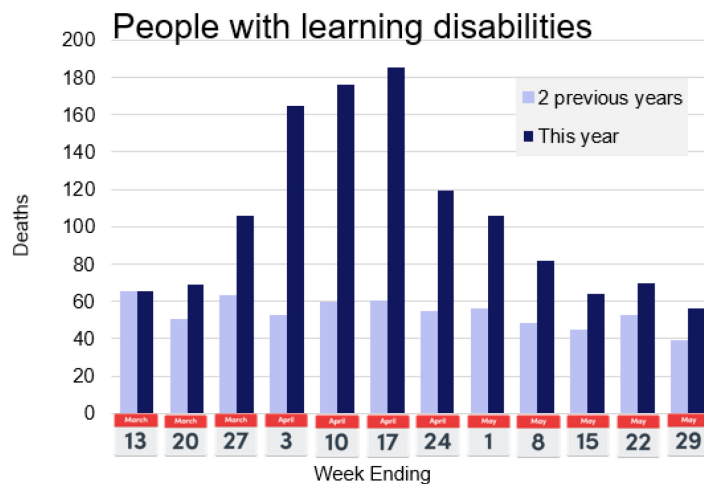
A lot of people died in a short time between 27 March and 17 April. This was true for people with and without learning disabilities. The next page shows this.

How many people died each week?

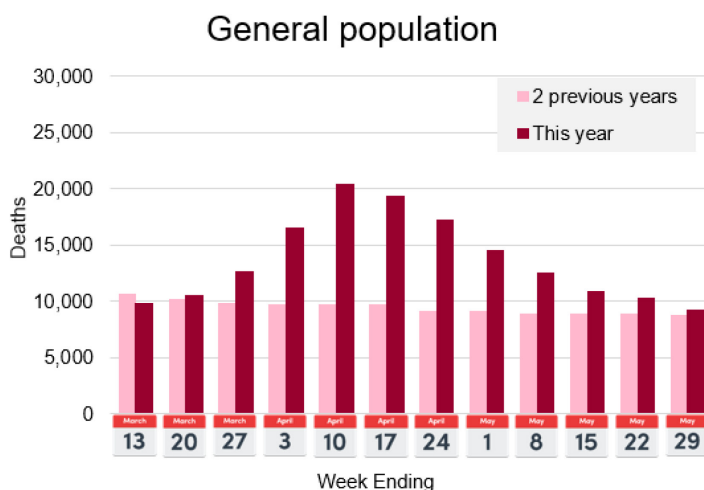
This picture shows how many people died each week.

The dates on the charts show weeks in spring 2020.

The blue chart is people with learning disabilities. Normally LeDeR are told about 50 to 60 deaths each week. This is shown in pale blue.



The red chart is the everybody in England. Normally about 9,000 to 10,000 people die each week. This is shown in pale red.



This year a lot more people died. This is shown in dark blue and dark red.

The difference was bigger for people with learning disabilities.

Who was at most risk?



Some people with learning disabilities were more likely to die with COVID-19 than others.

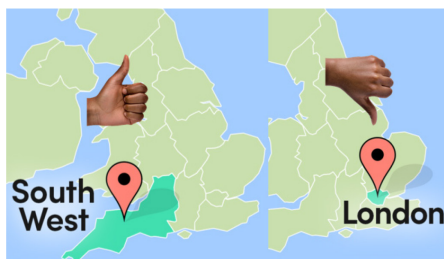
Older people with learning disabilities were more likely to die.



Men with learning disabilities were more likely to die than women with learning disabilities.



Asian and Black people with learning disabilities were more likely die than White people women with learning disabilities.




People with learning disabilities living in London were more likely to die than people with learning disabilities living in the South West of England.

Care Homes



People with learning disabilities living in care homes were more likely than others to die.

This is probably partly because they are older and more disabled than others.



Care homes for people with learning disabilities were less likely to have COVID-19 outbreaks than care homes for other groups, particularly older people.

This is probably because they have fewer people living in them.

This means infections don't spread so easily.